Mill·Direct News

Living the Log Home Lifestyle Winter 2012 - 2013

VIEW FROM THE MILL

By Levi Hochstetler

Thanks everyone for visiting us during Log Cabin Days. I trust all enjoyed it as much as we did. Special thanks to the homeowners who opened their homes for the log home tour, with proceeds benefiting the American Cancer Society. Unfortunately everyone has or will be touched by this terrible disease one time or the other.

This newsletter's featured floor plan "the Ramsey" is the first of what we will call the "Heritage Series." Hochstetler Milling Ltd. acquired more than 40 plans from what was formerly the Heritage Log Home Co. We hope to offer some of the most popular ones for this next building season.

If you have been wanting to visit Hochstetler Milling as a couple and couldn't both come because of conflicting work schedules, consider coming during our holiday open house. We have these special days open with you in mind. See page 3 for holiday hours.

If you would like to sit down with one of our design consultants, while no appointment is necessary, I suggest you make one for the best personal attention. Please feel free to do so by calling 800-368-1015.

This is wishing everyone a Merry Christmas and a blessed New Year!

Steps to the Good Log Home *By Levi Hochstetler*

Step 1 Financing/Budget
Step 2 Finding Property
Step 3 Picking the Style
Step 4 Room and Space Needs
Step 5 Locating & Arranging Home on Property
Step 6 Converting the Bubble Drawing to a Scale Sketch

For back issues to read any of the first 6 Steps, please call Hochstetler Milling at 800-368-1015 or find the newsletters on-line at www.HochstetlerLogHomes.com

Step 7: Sketch To Preliminary Plans

First you will want your designer to draw preliminary plans for you to review. This is a very important necessary step.

Do utilize the designer's creative mind if possible (in other words, get your money's worth.) Most designer architects are very creative and love to beautify your ideas to the max.

Don't be shy to rein them in when things get out of hand, though. You do have a budget that you want to stick to and you can always add embellishment down the road. Remember that a log home does not need the embellishment as a vinyl sided home in order to look attractive.

Natural material looks good on its own. Imagine driving into a subdivision where only natural materials get used including out buildings, playground equipment, etc. Though the homes are fairly strait forward there is that certain feeling about it that gives it a quality attractive appeal.

Now drive into a subdivision where all the homes are built with vinyl siding and metal, including the out buildings and playground equipment. In order to make their homes appealing, designers have to add excessive roofs, large windows, and wings in every direction.

Is there any mystery as to why a typical architectural designer has the mentality of adding all kinds of expensive embellishments to your log home?

If you did your homework in step 1 through step 6 the designer should be able to get it with the first try, but don't be discouraged if he doesn't. With a few times back and forth, you should be able to have it your way.

There may be some things on your sketch that don't meet code requirements that the designer will have to address and change. This could be as simple as a window not meeting egress to as complicated as the stairs not fitting where you put them.

When you receive the preliminary plans back you will want to do some serious reviewing. The best way is to imagine each scenario of your home life and living habits something like this. Suppose visitors arrive. Will they find the door you want them to go to? They come to the door, and you welcome them. If friends you take their jackets and hang or lay them where? You invite them to sit down. You offer them refreshments. You get it and serve. They ask to use the bathroom. You show them. You excuse yourself to prepare din-

continued on page 2

Log Cabin Days was a Big Hit *By Bill Dinkins*

Although Hochstetler Milling's 5th Annual Log Cabin Days, held Friday, September 14 and Saturday, September 15 is history, the memories of another successful event will live on. Over 2,600 visitors from 20 states plus Canada attended. Proceeds from the the Log Home Tour, and sale of refreshments, baked goods, and the silent auction, benefited the American Cancer Society and Mohican Parachial School. A new addition to the 2-day family event was Log Home University, a fact-filled, educational seminar presented by the popular log home magazine, Log Home Living. Back by popular demand was the lumberjack competition, chainsaw carving, a silent craft auction, free seminars, booth displays, a mill and log home tour, plus plenty of good, old-fashioned outdoor cooking. The intoxicating smell of barbequed chicken and kettle-cooked baked beans brought back wonderful "growing-up-on-the-farm" memories for many and a "can't wait 'til next year" wish for others.

The highlight of Log Cabin Days is the self-guided auto tour, which afforded people the rare opportunity to sample the log home lifestyle by touring several area log homes and viewing them inside-out, as well as talk to the owners. Although there is a small nominal

continued on page 6

PRSRT STD
U.S. POSTAGE
PAID
MAILED FROM
ZIP CODE 46750
PERMIT NO. 832

Hochstetler Milling, LTD
552 St. Rt. 95
Loudonville, OH 44842
800-368-1015
Change Service Requested

FEATURED FLOOR PLAN

The Ramsey (Heritage Series)

The Ramsey strikes an attractive balance between rustic beauty and step-saving practical. It features the dramatic open-concept great room with large stone fireplace and exposed timbered ceiling; practical kitchen with lots of counter space and easy access to laundry and dining area; plus master bedroom with plenty of room in the attached walk-in closet and master bath. Upstairs, there's plenty of room for the children or guests in the oversized bedrooms - one with a walk-in closet and the open loft with a large window that provides a great view out the back. The optional garage is ideally located to bring in groceries via a convenient walkway.

You'll also love the view and relaxed setting that the fully wrap-around porch provides - as will your guests.

If you're looking for a 4-bedroom home with plenty of space and convenience, this could be your dream home.

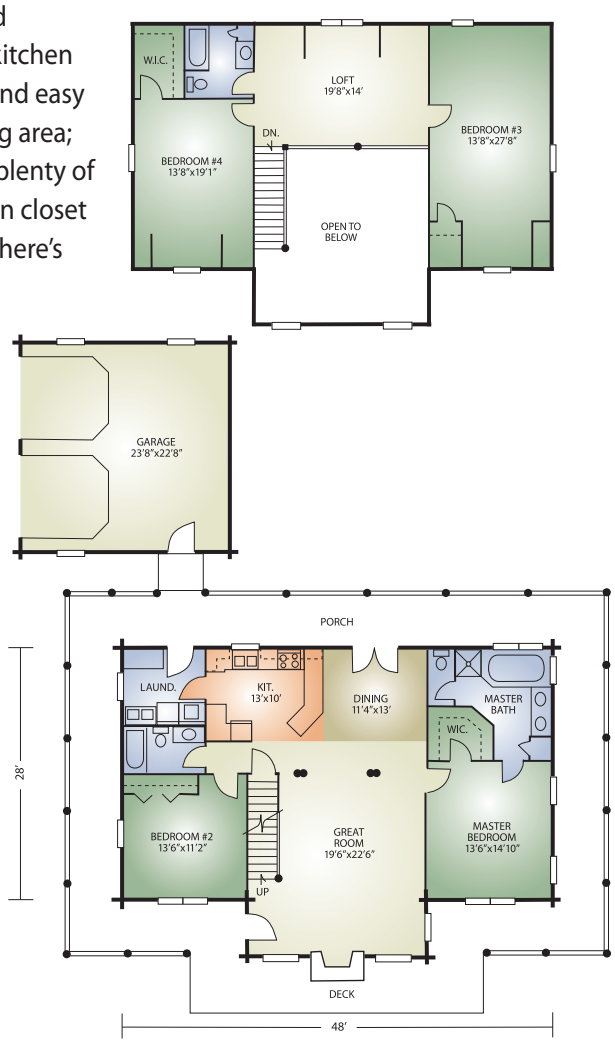

© Hochstetler Milling LTD 2012

MOVING?

CONTACT HOCHSTETLER MILLING AT 800-368-1015

If you will be moving and you would still like to receive a copy of Mill-Direct News please let us know your new address.

NEWS RELEASE

Hochstetler Milling, Ltd. is proud to announce the acquisition of the floor plans of the former Heritage Log Home Company and is now planning to introduce many of their popular floor plans as the **Heritage Series**, which gives our customers an even greater variety of styles and sizes to choose from.

The Ramsey, featured in this issue, is the first. We look forward to the introduction of others, and view this as yet another step in providing premium-quality log homes that are value-priced.

Steps to the Good Log Home... *continued from front page*

ner. She offers to help. You graciously accept her offer. Try to get the whole family involved in this, kind of like brainstorming.

Listed are some of the different considerations. Ask yourself who, what, where, when, & how.

Husband and wife leave for work:
- Getting up
- Exercising
- Shower
- Change of clothes
- Fixing breakfast/coffee
- Morning news
- Eating breakfast/coffee
- Taking in nature
- Chores
- Children
- Leaving
- Other_____

Husband doing chores:
- Gardening
- Lawn care
- Hobbies
- Stoking the stove
- Firewood
- Maintenance
- Recreation
- Honey do's
- Office work
- Phoning
- E-mailing
- Snow removing
- Other_____

Wife doing chores:
- Laundry
- Doing dishes
- Cooking
- Gardening
- Hobbies
- Recreation
- Sewing
- Shopping
- Cleaning
- Ironing
- Phoning
- E-mailing
- Other_____

Husband & wife coming home from work:
- Parking car
- Enters
- Tools
- Dirty boots
- Shower
- Change clothes
- Relax
- Other_____

Visitors/hospitality:
- Front door
- Eat
- Entertain
- Relax
- Overnight stay
- Bedroom & Bathroom
- Other_____

Children leaving for school:
- Getting up
- Getting ready
- Breakfast
- Fixing lunch
- Homework
- Chores
- Bus
- Other_____

Children coming home from school:
- Bus
- Enters
- Change clothes
- Snacks
- Homework
- Relax
- Other_____

Children doing their thing:
- Homework
- Doing dishes
- Chores
- Eating
- Practice sports
- Practice other _____
- Reading
- Computer
- Entertainment
- Playing inside
- Playing outside
- Games
- Playing with toys
- Coming home with friends
- Showering
- Bedroom
- Other_____

Other things to consider:
- Fire
- 3rd shift job holders
- Entertainment & parties
- Lighting
- Wheel chair/Bathroom access
- Children coming to visit
- Stairs to decks
- Stairs to loft and basement
- Other_____

Remember to keep everything in perspective. How often do you have visitors? How often do you come home from work? So if there's a question on making a change to accommodate visitors but it jeopardizes convenience for you, don't do it.

Each family has to think what's important to them. For us being avid birdwatchers, having a

continued on page 3

Steps to the Good Log Home... *from page 2*

good window to watch a birdfeeder becomes a high priority. Whereas the next family might spend a lot of time on the computer so having an area where it's a bit darker becomes important. Spend a lot of time thinking about these things and you will have a lot less of the 'if I ever build again' syndromes.

Also clip paper to imitate furniture sizes. Arrange them and make sure there's room to accommodate what you need. Be especially careful and make sure the heirloom piece you got through family fits. Once you decided where things go you might glue them on your plans and do your "imagining living in the home" after you place the furniture.

Consider too, where you will put things below is a partial list of things you may need a place for.

Where do you put small items?

- Kitchen utensils
- Pots & Pans
- Dishes
- Clothes
- Exercise equipment
- Rec. equipment
- Ironing board
- Books
- Tools
- Phone
- Computer
- Food supply
- Toys
- Laundry
- Firewood
- Wastebaskets
- Garbage
- Other_____

And don't forget outside stuff as well:

- Cars
- Lawn mowers
- Boat
- Games
- Basketball court
- Garden tools
- Lawn tools
- Mechanical tools
- Other_____

December 27 - 29, 2012 and January 2 - 5, 2013

- Put $5,000. down and get FREE Blueprints* plus hold the quoted price until December 31, 2013

*This exclusive, limited time offer applies to our standard & custom blueprints and is good for log homes up to 4,000 sq. ft. Engineer stamp, if required, is an additional cost. All down payments will apply to the purchase of a complete package.

Questions? Call 800-368-1015.

Come One, Come All!

HOLIDAY OPEN HOUSE

at Hochstetler Milling

McKay

McKay interior

Black Fork

Experience the true, old-fashioned holiday spirit at our Annual Open House, December 27, 28 & 29 and January 2, 3, 4 & 5. Both models will be open and refreshments will be served. The log home lifestyle is very special, especially around the holidays, and we would like to share it with our friends.

This is also an ideal time to make an appointment and discuss your building plans with one of our experienced design consultants and get a free, no-obligation estimate.

Our McKay model is at the intersection of St. Rt. 95 & 60, 5 mi. north of Loudonville, Ohio. Open House hours are: Tuesday-Friday 9am - 4pm and Saturday 9am - 2pm. Call 800-368-1015 for an appointment.

A little "Slice of Heaven"

Dan and Margaret Shepherd built their log home in 2005 after purchasing 127 acres in scenic Ashland County, Ohio, some 34 years before. Married in 1945, they had two children, Dan and Kathy, who loved the great outdoors and often spent summer vacations horseback riding in the area, while their father commuted from his business in Cleveland. The family loved the peaceful solitude the area provided and thought about building a log home there ... when they retired. But after staying in a log home motel during one of their trips to Alaska and the kids insistence on building sooner, their plans changed. When a local farmer told them some farm land was available, they quickly seized the opportunity. Not only was the rolling land a nice mix of pasture and woods, it was near the area where they had spent so many carefree days on vacation. The kids were overjoyed since the familiar horseback trails were only a few hundred yards away, and with this land they could own their own horses.

They originally lived in a sprawling 2-story home on the property, but knew once the children left and they later retired, a smaller home would be more practical. And so they started planning for their log home. They spent hours combing the 127 acres - all the time envisioning what their home would look like from the outside as well as the views from inside. Finally, they decided on the ideal site. It was halfway up a hill, bordered on three sides by farm land, with a mature woods at the top of the hill - where the kids often rode their horses. The home would sit in a peaceful valley well off the road with a refreshing summer breeze blowing in from the south.

After selecting the building site they proceeded to check out several log home builders, and soon after visited a local company only 4 miles away - Hochstetler Milling. They toured the McKay model and decided, with a few changes, it would work. The Shepherd's worked with Hochstetler's in-house designer and reached a plan that was ideally suited for their lifestyle. Basically, since they would be retiring there, they wanted to be able to live on the first floor but have room for their children upstairs when they visited. The basic floor plan was OK except they needed more room for their round bed in the master bedroom, so they added 4' to the overall width. Another addition was a hallway and utility room on the back of the house and Dan needed room for his "toys", so a large garage was added to accommodate his

ATV, a trailer and two cars. Now, after living in their dream log home for 7 years, Margaret said she wouldn't change a thing.

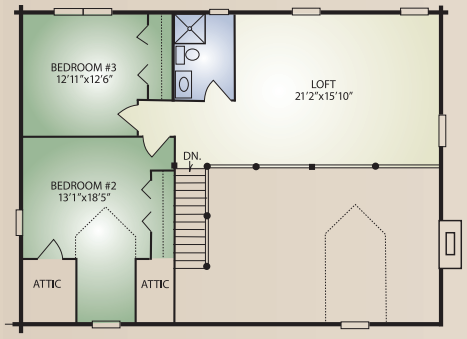

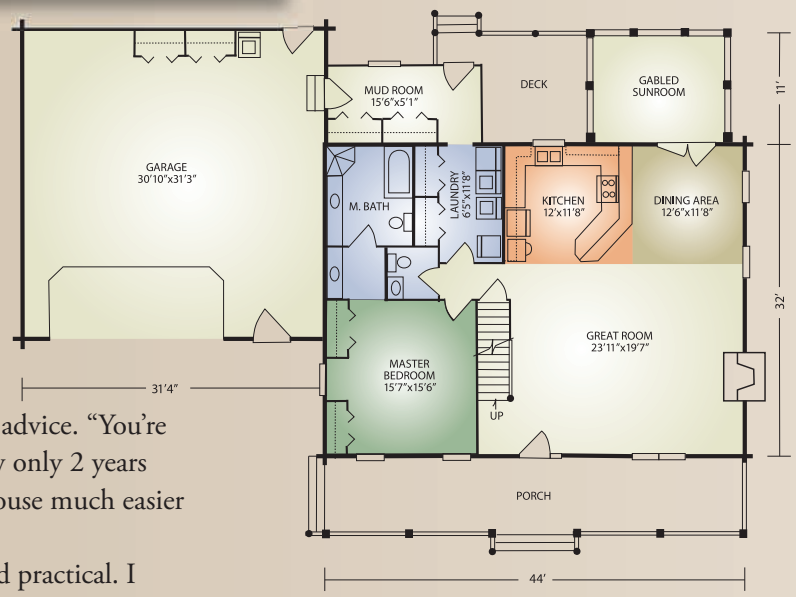

When asked what her favorite room in the house is Margaret replied, "That would have to be the sunroom, since I spend most of my time out there. It's so relaxing - I can read, and with windows on three sides it gives me a great view of the outdoors." Her son, Dan, was equally enthusiastic,"I see deer and turkeys all the time - in fact, there must have been two dozen in the flock I saw the other day."

Margaret still enjoys tending to her vegetable garden and flowers but admits she may have to slow down a bit. I'm sure when spring arrives she'll be outside with hoe and trowel in hand, ready to welcome the season.

When asked what recommendations she would have for others contemplating a log home, she quickly replied, "Install large doors." On the insistence of her builder, she's so happy they followed his advice. "You're old, and someday you may need them." Margaret smiled as she recounted the story - pointing out how only 2 years later her husband suffered a stroke and became wheelchair-bound, but was able to move around the house much easier than if they had installed conventional doors.

Margaret's preference for simplicity is reflected in the decor - although simple, is also uncluttered and practical. I would call it "functional simplicity," while she would probably call it her "lifestyle." Indeed, it suits her lifestyle well and makes her home so warm and inviting - and uncluttered. In fact, Dan remarked how warm the home stayed in the winter and how cool it was in the summer. Both were amazed at how seldom the furnace kicked on in the winter. I'm sure they also appreciated the lower heating bills as well.

Although the Shepherd's traveled far and wide on vacations - including four trips to Alaska - it's doubtful Margaret would trade her little "slice of heaven" for any place else and Hochstetler Milling is proud to have helped her achieve her dream.

For additional information about the home of Margaret and Dan Shepherd, please contact Hochstetler Milling at 800-368-1015.

Would you like to have your home featured in a future issue? Please submit pictures and a few words to Hochstetler Milling, 552 St. Rt. 95, Loudonville, OH 44842. If selected, someone will call you for an interview.

Log Cabin Days was a Big Hit... from page 1

charge for this, most other events at Log Cabin Days were free and included the popular lumberjack show featuring axe-throwing, 2-man crosscut sawing, and wood chopping; chainsaw carving, hand-hewing and hand-peeling demonstrations; educational seminars; booth displays with furniture and furnishings especially suitable for a log home; a log home raising and auction; plus, a tour of the two Hochstetler log home models, and their on-site mill and kiln. Visitors could even sign up for a free packet of white pine seedlings and register to win a free chainsaw carving.

An authentic Amish quilt, as well as numerous handmade items, were displayed and sold in the silent auction. Other items included an original watercolor painting, a weather vane, bird houses and assorted brick-a-brack. You could even bid on a scrumptious pizza dinner for 10 at an Amish home.

Many people watched skilled craftsmen build a small 13' x 24' log cabin with an 8' front porch, which was later auctioned off on Saturday. The cabin came complete with log exterior walls, windows & doors, and the complete metal roof system. The winning bidder was Reuben Troyer from Apple Creek, who submitted a bid of $15,500.

The winner of a $100 gift certificate to Home Depot in the log-stacking contest was Mahlon Hochstetler of Brinkhaven with a time of 2:55.62 minutes. This is the second year in a row Mahlon has won so we may have to see how well he does next year, either blindfolded or with one hand tied behind his back! Second place went to David Yoder who won a $50 certificate to Lowe's, while the third place award for $25 at Home Depot went to Leon Hershberger.

In the rightly-contested lumberjack competition, Friday's winners were Dave Berlet in axe-throwing, Dave and Dirk Mechstroth in two-man crosscut, Jarod Hawkins in wood-chopping, Derek and Angie Dusthimer in the "Jack and Jill" crosscut and Angie in ladies' nail driving. Saturday's winners were Jim and Derek Dusthimer in two-man crosscut, Derek and Angie Dusthimer in "Jack and Jill" crosscut, Derek in axe-throwing, Mahlon Hochstetler in stock saw, Jarod Hawkins in wood-chopping and Angie, once again, in ladies' nail driving.

A well-known and respected lineup of seminar speakers included: Jennifer Cross of Farm Credit, who addressed financing; Maria Snoddy, who talked about interior decorating; and from Hochstetler Milling; Levi Hochstetler, who talked about maintenance, Steve Lykins discussed "do's and don'ts" of good log home design, and Bill Dinkins gave an overview of log species, profiles and packages in Log Basics 101.

Booths displayed a vast array of products designed for the log home and included solid oak furniture and decorative furnishings, cabinetry, windows and doors and an attractive, landscape display complete with flowers, trees and shrubs. Experienced log home builders were also on hand to discuss plans for building your dream home.

The food tent was, once again, a popular stop with mouth-watering barbequed chicken and noodles highlighting the menu. Other treats included homemade ice cream, kettle-cooked baked beans and apple butter, kettle corn, fresh-pressed apple cider from an antique press, and Amish baked pies and pastries. For the early risers an "Early Bird" breakfast was served on Saturday morning at 7 a.m. and included kettle-cooked scrambled eggs, bacon, stuffed sausage, pancakes and donuts, coffee or juice.

Levi wants to personally on behalf of Hochstetler Milling along with Suzi Piskur of the American Cancer Society and Mathew Eicher of the Mohican Hills school, thank everyone for their continued support for Log Cabin Days. Special thanks goes to the homeowners who opened their homes to the tour, along with many volunteers who helped make this event a resounding success.

We are always looking to improve Log Cabin Days. Please forward your ideas to Levi's attention. The tentative date for 2013 is September 13 & 14. See ya ll there.

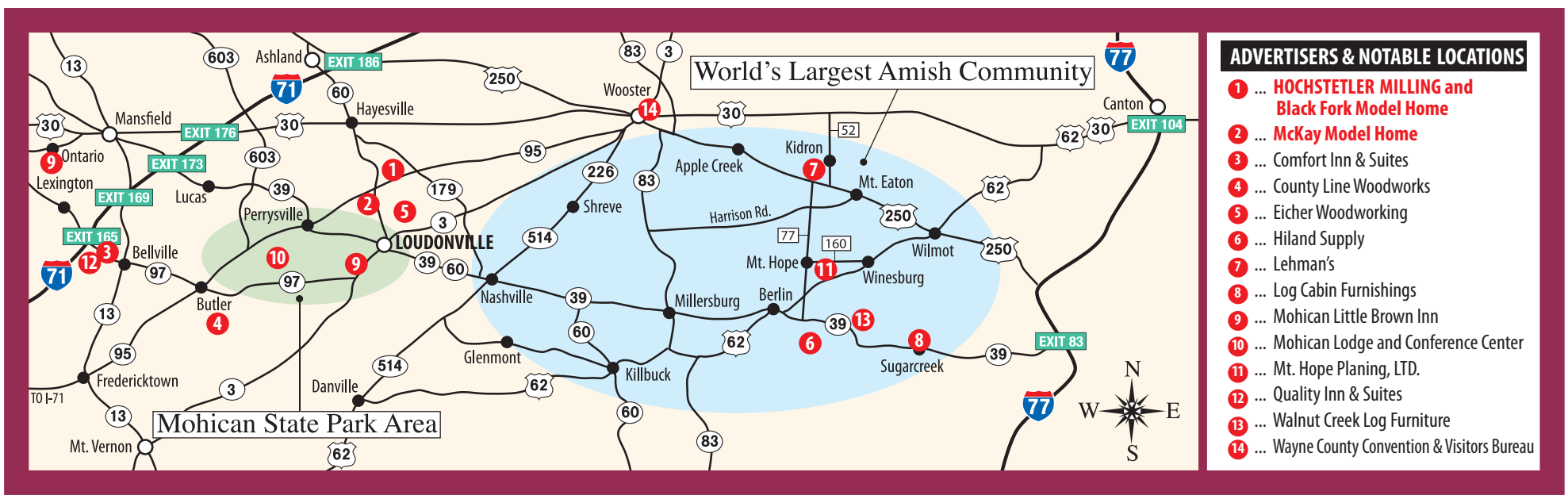

HILAND SUPPLY CO. LTD

Hi-Temp Masonry Liners • Stainless Steel Chimneys
Install Fireplace Inserts & Wood Stoves
All Types of Chimney • Relining: Gas, Oil, Wood, Coal

CALL FOR LITERATURE
ANDY R. MILLER
3878 CR 135, Millersburg, OH 44654
330-893-3418 • 330-893-2016

CHIMTEK

COUNTY LINE WOODWORKS
Premium Quality, Solid Wood Interior Doors

740-393-9338 (Voice Mail)
21760 Butler Road • Butler, Ohio 44822

Doors Manufactured in White Pine • Other Species Available
Early American Forged Hardware Finished in Classic Black



Walnut Creek
Log Furniture
Custom Craftsmanship
From Nature's Materials!

Indoor & Outdoor Furniture
Bedroom • Kitchen • Benches & more
Custom Designs Available!

2273 Township Road 406
Sugarcreek, Ohio 44681
Phone: 330-893-1322

Eicher Woodworking
Custom Kitchen & Bath Cabinetry

522 CR 2575 • Loudonville, OH 44842 • 419-994-1098
See our cabinetry at Hochstetler's McKay Model Home

Register now for our "Do-it-Yourself" Building Seminar

SPRING SPECIAL
$149
per person

Learn from the experts how to build your dream log home at our 2-day "Hands - On" Seminar, March 22 &23, April 19 & 20.

- Log stacking and construction demos by instructors - plus 'hands-on' workshops
- What's involved - from building it yourself to being your own General Contractor
- Question and answer discussion with D.I.Y. customers
- Free lunch provided both days
- Tour of our state-of-the-art kiln and mill facilities
- Tour of our two model log homes

Please fill out this application and return with your payment of $149. This offer is only available to the first 10 people that apply. Each person may bring one guest at no additional cost. Call 800-368-1015 for more information.

D.I.Y. Log Home Building Seminar $149

Method of Payment:
☐ Check (enclosed) ☐ VISA # _____ Expiration _____
☐ MasterCard # _____ Expiration _____

Name _____ Phone _____
Address _____
City _____ State _____ Zip _____
Signature _____ Date _____
Are you bringing a guest? ☐ Yes ☐ No
Return to: Hochstetler Milling, Ltd., 552 St. Rt. 95, Loudonville, OH 44842

Register now for our Professional Log Home Builder Seminar

SPRING SPECIAL
$189
per person

Learn from the experts how to build log homes at our 3-day "Hands - On" Seminar, March 12, 13 & 14

- Log stacking and construction demos by instructors - plus 'hands-on' workshops
- You will learn what's involved in the process from start to finish thats unique to log home contruction
- Free lunch provided 3 days
- Tour of our state-of-the-art kiln and mill facilities
- Tour of our two model log homes

Please fill out this application and return with your payment of $189. This limited time offer is only available to the first 10 people that apply. Each person may bring one guest at no additional cost. Call 800-368-1015 for more information.

Professional Log Home Builder Seminar $189

Method of Payment:
☐ Check (enclosed) ☐ VISA # _____ Expiration _____
☐ MasterCard # _____ Expiration _____

Name _____ Phone _____
Address _____
City _____ State _____ Zip _____
Signature _____ Date _____
Are you bringing a guest? ☐ Yes ☐ No
Return to: Hochstetler Milling, Ltd., 552 St. Rt. 95, Loudonville, OH 44842

CABIN FEVER

Pet Fish by Bill Dinkins

Several years ago a young lad was walking along a fishing dock on Seneca Lake in upstate New York, holding a large bucket with two beautiful brown trout merrily swimming around inside. At the end of the pier he was met by a conservation officer who peered into the bucket and asked the boy, "Do you have a license for those fish you caught."

"I wasn't fishing," he replied. "These are my pets and I was taking them for their morning swim." The officer, obviously, was very skeptical but the boy insisted. "I bring them down here every day, walk to the end of the dock, turn them loose, walk back, and whistle for them. They quickly swim back to me and jump into the bucket, happy and refreshed from their little exercise."

The officer still didn't believe him, but smiled nonetheless and reminded him that a license was required. The boy, in desperation, blurted out, "Sir, let me show you." He dropped the fish into the water and turned toward the officer who said, "OK, whistle for your fish."

The lad replied, "What fish?"

Do you have an interesting short story about a favorite memory of a log home? Maybe it's a childhood vacation, a weekend at the lake, or a day visiting a friend. Whatever you remember and love to tell others qualifies. Don't forget - a picture to go with your story makes it even more interesting.

Please mail your submission to Hochstetler Milling, 552 St. Rt. 95, Loudonville, OH 44842. Hope to read about your log home adventure in a future issue!

Hochstetler Milling's stain test. 40 different kinds from 30 different manufacturers.

LOG CABIN furnishings

4223 Township Road 420 • Sugarcreek, Ohio 44681
phone: 330.852.2164 • fax: 330.852.3533

• Rustic Accents • Log Furniture • Rustic Furnishings Showroom

Bring in this ad to receive 10% off your purchase.
offer expires July 31, 2013

Remodeling? New Construction?

MHP Flooring

Custom-built hardwood flooring, wainscoting and trim packages.

Installation Available!

Attention Builders/Contractors: We will work with you and your customers!

7598 TR 652 Millersburg, OH 44654
Just five minutes from Mt. Hope
Mt. Hope Planing/Flooring VM: 888-549-2424